

3-644617-4 ✓ ACTIVE




MTA 156

TE Internal #: 3-644617-4

Rectangular Power Connectors, Header, Plug, Wire-to-Board, 4 Position, 3.96 mm [.156 in] Centerline, Printed Circuit Board, UL 94V-0, MTA 156

[View on TE.com >](#)

Connectors > Power Connectors > Rectangular Power > Rectangular Power Connectors



Rectangular Power Connector Type: **Header**

Connector & Housing Type: **Plug**

Connector System: **Wire-to-Board**

Number of Positions: **4**

Centerline (Pitch): **3.96 mm [.156 in]**

Features

Product Type Features

Header Type	Partially Shrouded
Rectangular Power Connector Type	Header
Connector & Housing Type	Plug
Connector System	Wire-to-Board
Sealable	No
Connector & Contact Terminates To	Printed Circuit Board

Configuration Features

Keying & Polarized Position Locations	None
Number of Positions	4
PCB Mount Orientation	Right Angle
Number of Power Positions	4
Number of Rows	1

Electrical Characteristics

Operating Voltage	600 VAC
-------------------	---------



Contact Features

Contact Layout	Inline
Contact Underplating Material	Nickel
Contact Base Material	Copper Alloy
Contact Current Rating (Max)	7 A
Contact Retention Within Housing	Without
Contact Type	Pin
PCB Contact Termination Area Plating Material	Tin
Contact Mating Area Plating Material	Tin
Contact Mating Area Plating Material Thickness	3.81 – 8.8 μm [150 – 350 μin]
Contact Termination Area Plating Thickness	2.54 μm [100 μin]

Termination Features

Termination Post & Tail Length	3.18 mm[.125 in]
Termination Method to Printed Circuit Board	Through Hole - Solder

Mechanical Attachment

PCB Mount Alignment Type	Peg
Strain Relief	Without
Mating Alignment	Without
PCB Mount Alignment	With
Panel Mount Feature	Without
PCB Mount Retention	With
PCB Mount Retention Type	Tab
Connector Mounting Type	Board Mount
Mating Retention	With
Mating Retention Type	Polarized Lock

Housing Features

Right Angle Bending Side	Front
Centerline (Pitch)	3.96 mm[.156 in]
Housing Color	Natural
Housing Material	Thermoplastic Polyester - GF

Dimensions

PCB Thickness (Recommended)	1.57 mm[.062 in]
-----------------------------	------------------



.619 in

Mating Post Length	11.43 mm [.45 in]
--------------------	-------------------

Height	13.84 mm [.545 in]
--------	--------------------

Usage Conditions

Operating Temperature Range	-55 – 105 °C [-67 – 221 °F]
-----------------------------	-----------------------------

Operation/Application

Circuit Application	Power
---------------------	-------

Industry Standards

CSA Rating	Certified
------------	-----------

UL Flammability Rating	UL 94V-0
------------------------	----------

Glow Wire Rating	Standard Part - Not Glow Wire
------------------	-------------------------------

Agency/Standard Number	E28476
------------------------	--------

Agency/Standard	CSA, UL
-----------------	---------

UL Rating	Recognized
-----------	------------

CSA File Number	LR7189
-----------------	--------

Packaging Features

Packaging Method	Package
------------------	---------

Packaging Quantity	500
--------------------	-----

Other

For Use With	MTA .156 Connector Assembly or SL .156 Connector Assembly
--------------	---

Product Compliance

[For compliance documentation, visit the product page on TE.com>](#)

EU RoHS Directive 2011/65/EU	Compliant
------------------------------	-----------

EU ELV Directive 2000/53/EC	Compliant
-----------------------------	-----------

China RoHS 2 Directive MIIT Order No 32, 2016	No Restricted Materials Above Threshold
---	---

EU REACH Regulation (EC) No. 1907/2006	Current ECHA Candidate List: JUNE 2022 (224) Candidate List Declared Against: JAN 2021 (211) Does not contain REACH SVHC
--	--

Halogen Content	Not Low Halogen - contains Br or Cl > 900 ppm.
-----------------	--

Solder Process Capability

Wave solder capable to 265°C

Product Compliance Disclaimer

This information is provided based on reasonable inquiry of our suppliers and represents our current actual knowledge based on the information they provided. This information is subject to change. The part numbers that TE has identified as EU RoHS compliant have a maximum concentration of 0.1% by weight in homogenous materials for lead, hexavalent chromium, mercury, PBB, PBDE, DBP, BBP, DEHP, DIBP, and 0.01% for cadmium, or qualify for an exemption to these limits as defined in the Annexes of Directive 2011/65/EU (RoHS2). Finished electrical and electronic equipment products will be CE marked as required by Directive 2011/65/EU. Components may not be CE marked. Additionally, the part numbers that TE has identified as EU ELV compliant have a maximum concentration of 0.1% by weight in homogenous materials for lead, hexavalent chromium, and mercury, and 0.01% for cadmium, or qualify for an exemption to these limits as defined in the Annexes of Directive 2000/53/EC (ELV). Regarding the REACH Regulation, the information TE provides on SVHC in articles for this part number is based on the latest European Chemicals Agency (ECHA) 'Guidance on requirements for substances in articles' posted at this URL: <https://echa.europa.eu/guidance-documents/guidance-on-reach>

Compatible Parts



TE Part # CAT-103156-WBHSM
Receptacle Housing: Wire-to-Board, with Mating Alignment, SL156



TE Part # CAT-103156-WBHSN
Receptacle Housing: Wire-to-Board, no Mating Alignment, SL 156



TE Part # 3-640433-4
04P MTA156 CONN ASSY 22AWG RED



TE Part # 3-640602-4
04P MTA156 CONN ASSY 24AWG LF



TE Part # 643067-4
04P MTA156 CMOLDED COVER



TE Part # 3-643819-4
04P MTA156 CONN ASSY 22AWG RED



TE Part # 3-643818-4
04P MTA156 CONN ASSY 20AWG YEL



TE Part # 3-640429-4
04P MTA156 CONN ASSY 24AWG WHT



TE Part # 3-640427-4
04P MTA156 CONN ASSY 20AWG YEL



TE Part # 3-644461-4
04P MTA156 CONN ASSY 18AWG LF




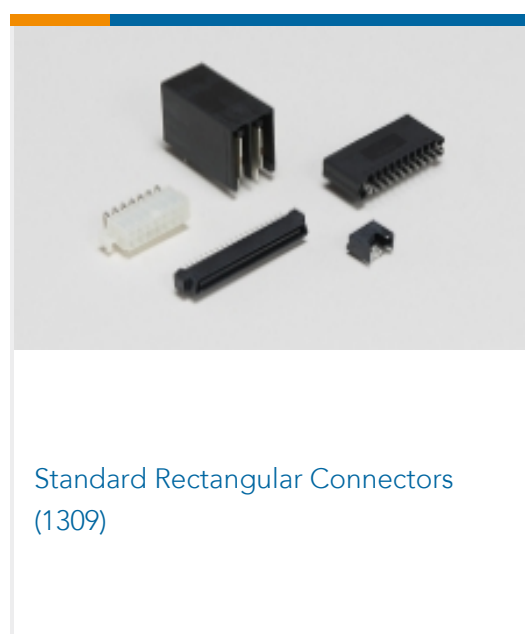
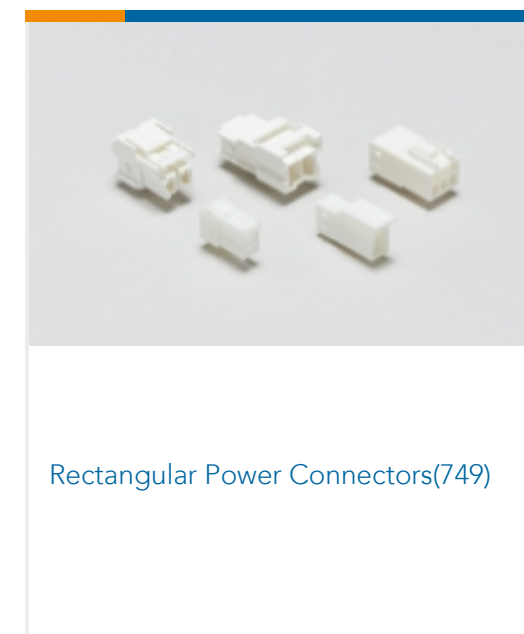

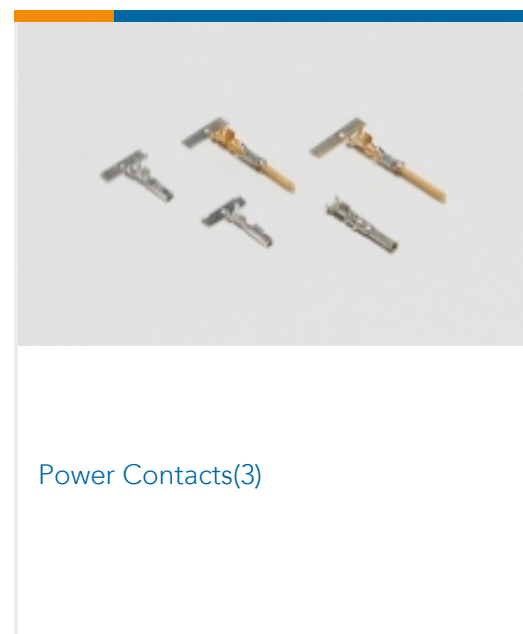


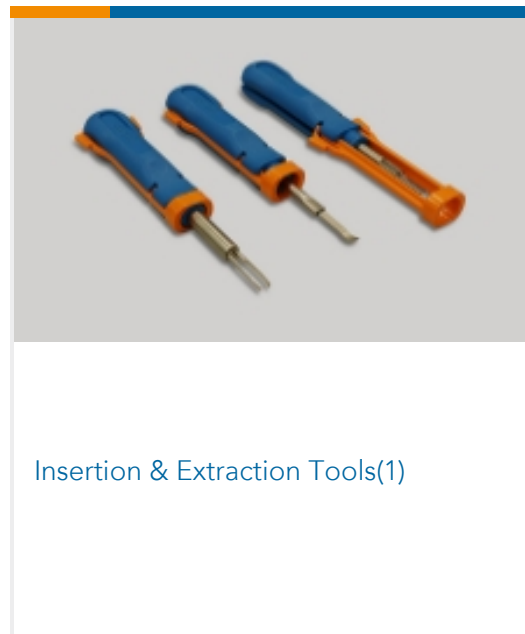
TE Part # 3-640600-4
04P MTA156 CONN ASSY 20AWG LF



TE Part # 3-640428-4
04P MTA156 CONN ASSY 22AWG RED



Also in the Series | MTA 156



Documents



Product Drawings

[04P MTA156 HDR ASY PO RA FB LF](#)

English

CAD Files

Customer View Model

[ENG_CVM_3-644617-4_J.2d_dxf.zip](#)

English

[3D PDF](#)

English

Customer View Model

[ENG_CVM_3-644617-4_J.3d_igs.zip](#)

English

Customer View Model

[ENG_CVM_3-644617-4_J.3d_stp.zip](#)

English

[3D PDF](#)

3D

Customer View Model

[ENG_CVM_CVM_3-644617-4_D.2d_dxf.zip](#)

English

Customer View Model

[ENG_CVM_CVM_3-644617-4_D.3d_igs.zip](#)

English

Customer View Model

[ENG_CVM_CVM_3-644617-4_D.3d_stp.zip](#)

English

By downloading the CAD file I accept and agree to the [Terms and Conditions](#) of use.

Datasheets & Catalog Pages

[MTA, CST-100 II, SL-156 and AMP Economy Power \(EP\) Connectors](#)

English

Product Specifications

[Product Specification](#)

English

Product Environmental Compliance

[TE Material Declaration](#)

English